

REVALIDATION

Quarterly report

Year 1, Quarter 2 – July to September 2016



FOREWORD

I am delighted to introduce this second quarterly revalidation report from the NMC. While the first quarter of revalidation was an overwhelming success, we knew that the second quarter would be challenging. September saw the largest number of nurses and midwives due to go through the process in a single month, with over 51,000 due to revalidate.

I am pleased to say that figures for this period are extremely encouraging, with the majority of those due to revalidate doing so successfully. Once again, numbers are in line with our expectations and there has been no increase in nurses and midwives leaving the register as a result of revalidation.

All this means that over 110,000 nurses and midwives have now revalidated with the NMC.

Revalidation represents a significant change to the way nurses and midwives are regulated, so it's really pleasing to see so many within the profession embracing the new process. I continue to hear very positive feedback from nurses and midwives who have been through revalidation, as well as from employers who are seeing real value in the process.

While the first six months of revalidation have been extremely successful, we know that over the course of the next two and a half years, hundreds of thousands more nurses and midwives will be going through it for the first time. We will continue to make sure we support each and every one through the process.

Emma Broadbent
Director of Registration and Revalidation

CONTENTS

- 4 Introduction
- 6 The big picture
- 7 Revalidation summary table
- 8 Number due to revalidate v number revalidating
- 9 Revalidated by registration type (after revalidation)
- 10 Number due to revalidate by country
- 11 Total number revalidating
- 12 Number revalidating (excluding those with exceptional circumstances)
- 13 Revalidation through exceptional circumstances
- 14 Lapsed registrations



INTRODUCTION

Revalidation is the new process that all nurses and midwives in the UK need to follow to maintain their registration with the NMC.

Taking effect from April 2016, nurses and midwives are required to meet a range of requirements which help show that they are practising safely and effectively in line with the Code.

To make sure we monitor and continually improve revalidation, we have committed to reporting quarterly and annually on how the process is going. We understand there is strong interest in revalidation, and we are keen to ensure our processes are as transparent as possible.

In addition to quarterly reporting we will also produce an annual report which will provide more insight into areas such as scope of practice, reasons for lapsing, work setting, employment type, appraisals and verification. It will also give information on the numbers of nurses and midwives with protected characteristics going through revalidation.

In addition to the regular monitoring and reporting of revalidation data we have commissioned Ipsos MORI to conduct a wide-ranging evaluation of revalidation. As well as including information from regular data reports, it will also include an analysis of the experience of those undertaking revalidation, the impact of the individual requirements of revalidation and the overall impact of the programme.



Data within this report is broken down by registration type and by country. For the purposes of this report, 'country' means the country of a nurse or midwife's current or most recent practice (for those for whom we have an employer address), or their home address. This means that for most people who revalidated and are employed directly (which is the majority), their country is the country of their current or most recent employment. For those who lapse and for some of those who are self-employed, it is the country where they live.

We welcome your feedback, as well as suggestions on what additional information would be useful.

For more information please contact:

Sara Kovach Clark,
sara.kovach-clark@nmc-uk.org



THE BIG PICTURE

JULY TO SEPTEMBER 2016

The second quarter of revalidation shows that the number of nurses and midwives revalidating is in line with our expectations and similar to the patterns of registration renewal we have seen over the last six years.

From July to September 2016:

Revalidation rates across the four countries of the UK were around **94%**.

Rates were the same for both nurses and midwives and there has been **no increase** in the proportion of nurses or midwives leaving the register.

75,513 nurses and midwives revalidated

The proportion of nurses and midwives revalidating by country was:

England	80%
Scotland	11%
Wales	5%
Northern Ireland	3%
From outside the UK	1%

The number of nurses and midwives not revalidating is in line with those not renewing in previous years at around **5%**.




Figure 1: Revalidation summary table

July to September 2016

This table summarises the number and percentage of nurses and midwives who revalidated with the NMC.

The proportion of nurses and midwives revalidating is line with what we would expect to see and is also in line with the same period in previous years.

Month		England	Scotland	Wales	Northern Ireland	Not practising in UK***	Total
Jul 2016	Number due to revalidate*	12,560	1,120	685	473	423	15,261
	Number (percentage) who revalidated**	11,374 (90.6%)	993 (88.7%)	620 (90.5%)	431 (91.1%)	240 (56.7%)	13,658 (89.5%)
Aug 2016	Number due to revalidate	11,386	1,839	527	270	319	14,341
	Number (percentage) who revalidated	10,493 (92.2%)	1,732 (94.2%)	476 (90.3%)	252 (93.3%)	181 (56.7%)	13,134 (91.6%)
Sep 2016	Number due to revalidate	39,920	5,687	2,578	2,111	770	51,066
	Number (percentage) who revalidated	38,228 (95.8%)	5,453 (95.9%)	2,490 (96.6%)	2,022 (95.8%)	528 (68.6%)	48,721 (95.4%)
Total	Number due to revalidate	63,866	8,646	3,790	2,854	1,512	80,668
	Number (percentage) who revalidated	60,095 (94.1%)	8,178 (94.6%)	3,586 (94.6%)	2,705 (94.8%)	949 (62.8%)	75,513 (93.6%)

* Includes all nurses and midwives who were sent a formal notice to revalidate for July, August or September 2016.

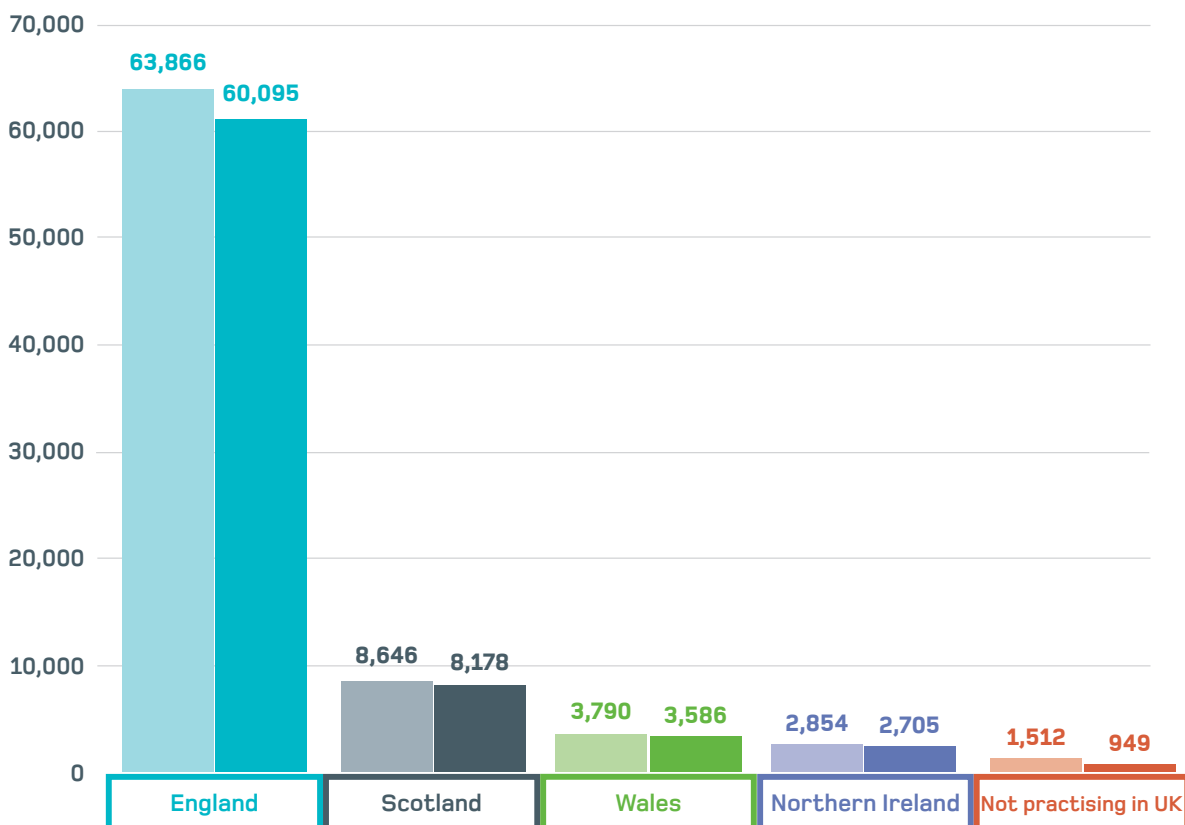
** Includes nurses and midwives who revalidated (Figure 5) including through the exceptional circumstances process (Figure 6).

This table does not include nurses and midwives who submitted a revalidation application but by the end of their renewal month had not had their revalidation application fully processed. Reasons for this may include that: they were going through the process of verification, had declared cautions and convictions, had declared a determination from another regulator, or were subject to FtP sanctions.

*** This includes nurses and midwives whose current or most recent practice (those for whom we have an employer address), or their home address is either in the EU/EEA or overseas (outside EU/EEA).

Figure 2: Number due to revalidate v number revalidating July to September 2016

This chart shows the number of nurses and midwives due to revalidate and the number who actually revalidated broken down by country. The proportion of nurses and midwives revalidating is line with what we would expect to see and also in line with the same period in previous years.

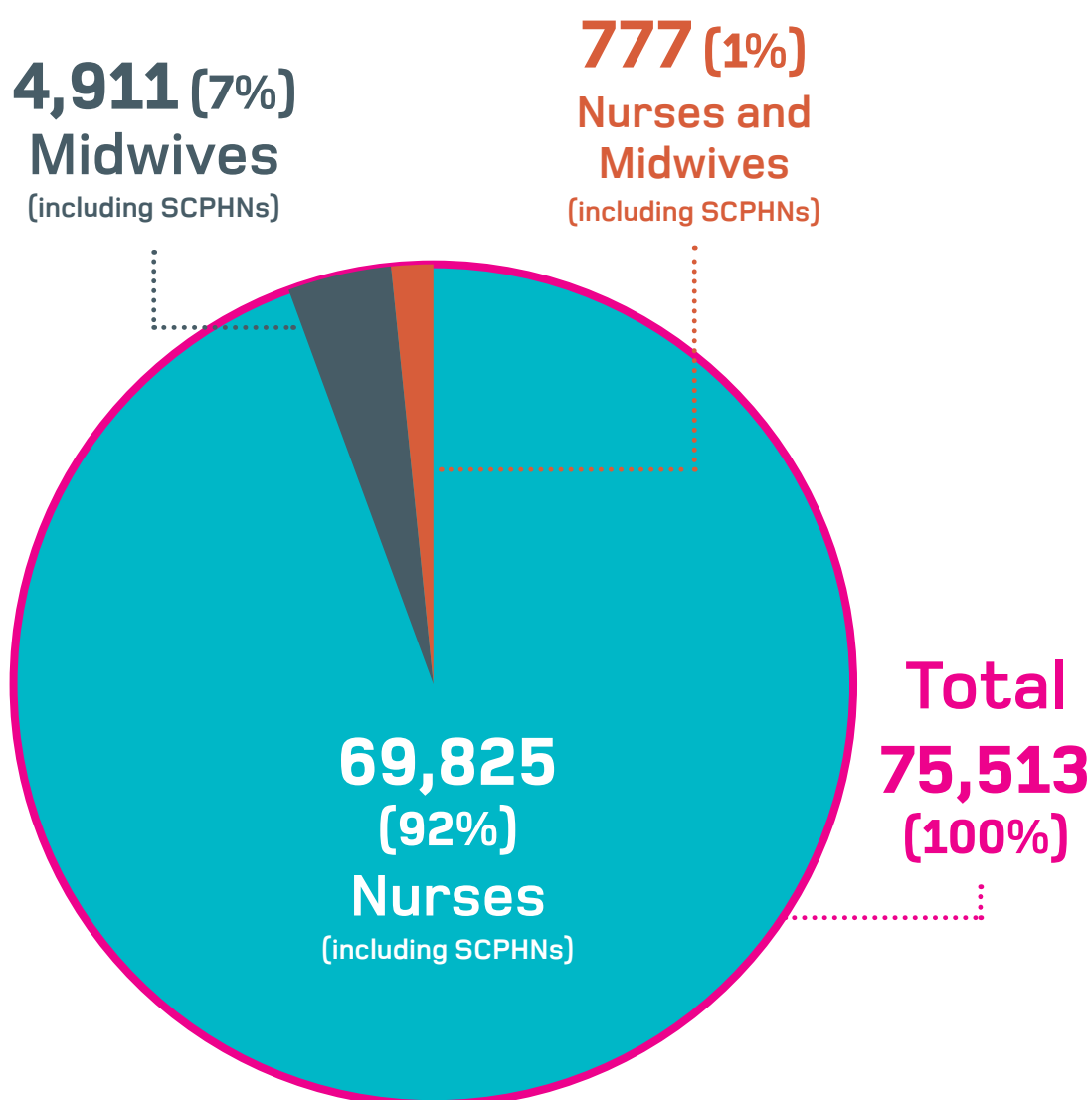


For each country, the light coloured bar represents those who were due to revalidate, and the dark coloured bar represents those who actually revalidated

Figure 3: Revalidated by registration* type (after revalidation) – July to September 2016

This chart shows the number and percentage of nurses and midwives who revalidated broken down by registration type after revalidation.

The proportion of nurses and midwives who have revalidated is in line with what we would expect to see.



* This is a nurse or midwife’s registration type **after** their registration is renewed, partially renewed or lapsed.

** A specialist community public health nurse (SCPHN) is a registered nurse or midwife who is also registered in the Specialist Community Public Health Nurses’ part of the register.

Figure 4: Number due to revalidate* by country July to September 2016

This table shows the number of nurses and midwives due to revalidate broken down by country.

Registration type** before revalidation	England	Scotland	Wales	Northern Ireland	Not practising in UK***	Total
Nurse	56,065	7,856	3,365	2,553	1,370	71,209
Midwife	3,842	486	167	130	76	4,701
Nurse and Midwife	893	62	75	65	42	1,137
Nurse and SCPHN	2,840	222	167	103	22	3,354
Midwife and SCPHN	181	15	12	2	-	210
Nurse, Midwife and SCPHN	45	5	4	1	2	57
Total	63,866	8,646	3,790	2,854	1,512	80,668

* Includes all nurses and midwives who were sent a formal notice to revalidate for July, August or September 2016.

** This is a nurse or midwife's registration type **before** their registration is renewed, partially renewed or lapsed.

*** This includes nurses and midwives whose current or most recent practice (those for whom we have an employer address), or their home address is either in the EU/EEA or overseas (outside EU/EEA).

Figure 5: Total number revalidating July to September 2016

This table shows the number of nurses and midwives who revalidated with the NMC. It includes those who went through the standard revalidation process and those who completed our exceptional circumstances process.

The number of nurses and midwives revalidating is in line with what we would expect to see and is in line with the same period in previous years. There is a small trend towards dual registrants choosing to lapse one registration. The majority lapsed their nursing registration to become midwives

Registration type* after revalidation	England	Scotland	Wales	Northern Ireland	Not practising in UK**	Total
Nurse	52,782	7,428	3,183	2,416	854	66,663
Midwife	3,843	480	177	151	54	4,705
Nurse and Midwife	599	32	54	35	23	743
Nurse and SCPHN	2,663	222	159	101	17	3,162
Midwife and SCPHN	177	15	12	2	-	206
Nurse, Midwife and SCPHN	31	1	1	-	1	34
Total	60,095	8,178	3,586	2,705	949	75,513

This table does not include nurses and midwives who submitted a revalidation application but by the end of their renewal month had not had their revalidation application fully processed. Reasons for this may include that; they were going through the process of verification, had declared cautions and convictions, had declared a determination from another regulator, or were subject to FtP sanctions.

* This is a nurse or midwife's registration type **after** their registration is renewed, partially renewed or lapsed.

** This includes nurses and midwives whose current or most recent practice (for those for whom we have an employer address), or their home address is either in the EU/EEA or overseas (outside EU/EEA).

Figure 6: Number revalidating (excluding those with exceptional circumstances) – July to September 2016

This table shows the number of nurses and midwives revalidating through the standard revalidation process. It excludes those who renewed their registration through our exceptional circumstances process.

Registration type * after revalidation	England	Scotland	Wales	Northern Ireland	Not practising in UK**	Total
Nurse	52,019	7,321	3,148	2,382	845	65,715
Midwife	3,793	477	176	151	54	4,651
Nurse and Midwife	592	32	54	35	23	736
Nurse and SCPHN	2,621	217	159	100	17	3,114
Midwife and SCPHN	170	14	12	2	-	198
Nurse, Midwife and SCPHN	31	1	1	-	1	34
Total	59,226	8,062	3,550	2,670	940	74,448

* This is a nurse or midwife's registration type **after** their registration is renewed, partially renewed or lapsed.

** This includes nurses and midwives whose current or most recent practice (those for whom we have an employer address), or their home address is either in the EU/EEA or overseas (outside EU/EEA).

This table does not include nurses and midwives who submitted a revalidation application but by the end of their renewal month had not had their revalidation application fully processed. Reasons for this may include that: they were going through the process of verification, had declared cautions and convictions, had declared a determination from another regulator, or were subject to FtP sanctions.

Figure 7: Revalidation through exceptional circumstances – July to September 2016

This table shows the number of nurses and midwives who revalidated using our exceptional circumstances process. This includes nurses and midwives who were unable to meet the standard revalidation requirements, for example due to maternity leave or long term illness.

Registration type * after revalidation	England	Scotland	Wales	Northern Ireland	Not practising in UK**	Total
Nurse	763	107	35	34	9	948
Midwife	50	3	1	-	-	54
Nurse and Midwife	7	-	-	-	-	7
Nurse and SCPHN	42	5	-	1	-	48
Midwife and SCPHN	7	1	-	-	-	8
Nurse, Midwife and SCPHN	-	-	-	-	-	-
Total	869	116	36	35	9	1,065

Nurses and midwives renewing their registration by completing our exceptional circumstances process are required to meet adjusted revalidation requirements. This included requirements on practice hours, continuing professional development (CPD), professional indemnity arrangement and a health and character declaration.

* This is a nurse or midwife's registration type **after** their registration is renewed, partially renewed or lapsed.

** This includes nurses and midwives whose current or most recent practice (those for whom we have an employer address), or their home address is either in the EU/EEA or overseas (outside EU/EEA).

Figure 8: Lapsed registrations July to September 2016

This table shows the number of nurses and midwives who were due to revalidate but who allowed their registration to lapse. The table also shows whether those lapsing their registration actively told us that they no longer wanted to be our register.

Figures show that the number of nurses and midwives lapsing their registration in this period is in line with previous years.

Registration type* before renewal	Method of lapsing**	England	Scotland	Wales	Northern Ireland	Not practising in UK***	Total
Nurse	Elected to lapse	1,249	163	73	43	157	1,685
	Lapse	1,746	226	98	81	346	2,497
	Total	2,995	389	171	124	503	4,182
Midwife	Elected to lapse	79	6	2	4	5	96
	Lapse	80	14	2	1	18	115
	Total	159	20	4	5	23	211
Nurse and Midwife	Elected to lapse	21	1	3	-	6	31
	Lapse	20	1	-	-	8	29
	Total	41	2	3	-	14	60
Nurse and SCPHN	Elected to lapse	80	3	3	1	3	90
	Lapse	90	7	5	1	3	106
	Total	170	10	8	2	6	196
Midwife and SCPHN	Elected to lapse	-	1	-	-	-	1
	Lapse	5	-	-	-	-	5
	Total	5	1	-	-	-	6
Nurse, Midwife and SCPHN	Elected to lapse	1	-	-	-	-	1
	Lapse	1	-	-	-	1	2
	Total	2	-	-	-	1	3
Total – all registration types		3,372 5.3%	422 4.9%	186 4.9%	131 4.6%	547 36%	4,658 5.8%

- * This is a nurse or midwife's registration type before their registration is renewed, partially renewed or lapsed
- ** Elected to lapse: informed us they were lapsing either through the NMC online system or a cease to practise form
Lapse: Did not submit a revalidation application. For example, anyone due to renew their registration on 31 July 2016 who took no action and whose registration subsequently lapsed on 1 August.
- *** This includes nurses and midwives whose current or most recent practice (those for whom we have an employer address), or their home address is either in the EU/EEA or overseas (outside EU/EEA)

23 Portland Place, London W1B 1PZ

T +44 20 7333 9333

www.nmc.org.uk

The nursing and midwifery regulator for England, Wales, Scotland and Northern Ireland
Registered charity in England and Wales (1091434) and in Scotland (SC038362)

