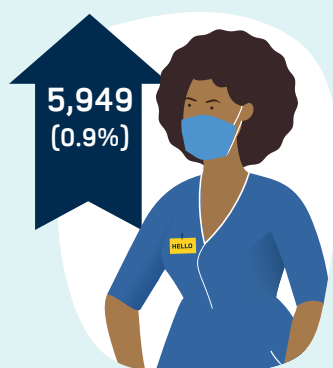


Mid-year update

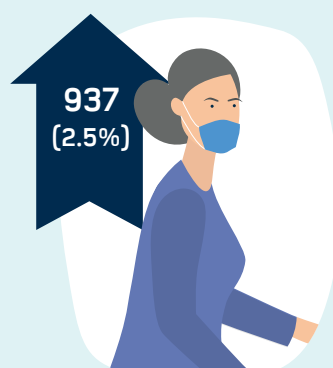
1 April–30 September 2020

There are just under 725,000 people on our permanent register – more than ever. This includes nurses and midwives eligible to practise in the UK and nursing associates eligible to practise in England.




The number of **nurses** on our register grew from 669,854 in April to **675,803** in September.

From April to September 2019 the number of nurses grew by 6,669 (1.0%).



The number of **midwives** on our register increased from 37,918 in April to **38,855** in September.

From April to September 2019 the number of midwives increased by 339 (0.9%).




The number of **dual registrants** (people registered as a nurse and midwife) rose from 7,142 in April to **7,151** in September.

From April to September 2019 the number of dual registrants rose by eight (0.1%).




The number of **nursing associates** grew from 1,693 in April to **2,707** in September.

From April to September 2019 the number of nursing associates rose by 999.



The number of professionals whose initial registration was in the UK grew from 600,906 in April to **607,748** in September.

From April to September 2019, the number of registered professionals whose initial registration was in the UK grew by 5,012 (0.8%).



The number of professionals from the European Economic Area (EEA) on our register fell from 31,385 in April to **30,895** in September.

From April to September 2019, the number of registered professionals from the EEA fell by 1,062 (-3.2%).




The number of professionals from outside the EEA increased from 84,316 to **85,873**.

Of these professionals, **33,595** (39.1%) trained in the **Philippines** and **24,866** (29.0%) trained in **India** – a combined total of 68.1%.

From April to September 2019, the number of professionals from outside the EEA grew by 4,065 (5.5%).

Of the 724,516 professionals on our register, **74.2%** are **White**. **8.5%** are **Asian** and **8.5%** are **Black**. **2.1%** are **mixed race**. **0.9%** are **other**, **1.9%** preferred not to say, and **3.9%** didn't declare.



89.3% of the people on our register **identified as female**, while **10.7%** identified as male. Of the 724,516 professionals on the register, 4,369 (**0.6%**) said their gender does not match their sex at birth.

The number of professionals **aged 56 and above increased by 4,954** (3.4%) to a total of **150,531**. The number of those **aged under 21 to 40 grew by 4,837** (1.7%) to a total of **284,567**. The number of people in between, **aged 41 to 55, fell by 1,881** (-0.6%) to a total of **289,418**.

The number of nurses in all four fields of practice increased between April and September. Proportionally, **the biggest rise was in the number of children's nurses**, which grew from 52,286 to **53,539** (2.4%).



There was a slight drop in the number of **specialist community public health nurses (SCPHN)** on our register, falling from 30,392 in April to **30,280** in September (-0.4%). However the number of people with **specialist practice qualifications (SPQ)** rose from 124,899 to **126,259** (1.1%).




Figure 1

Number of nurses, midwives and nursing associates on the UK permanent register.

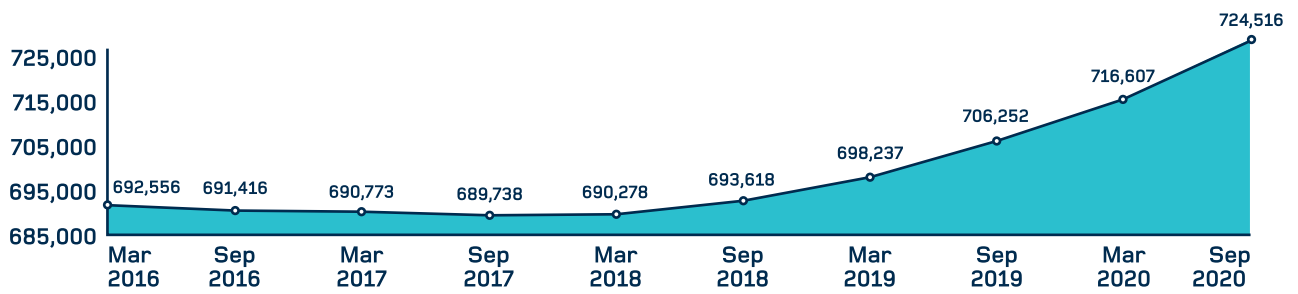
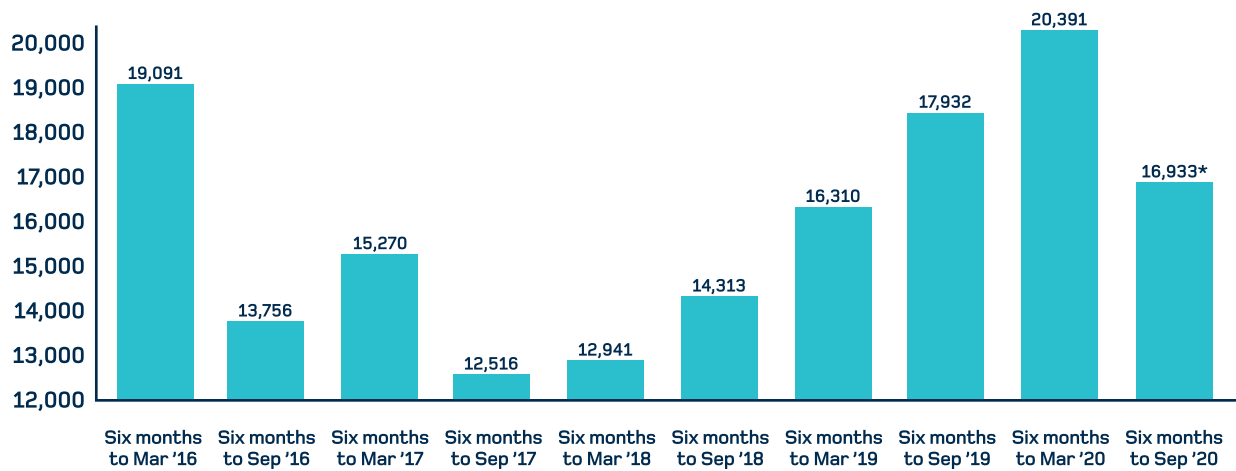


Figure 2

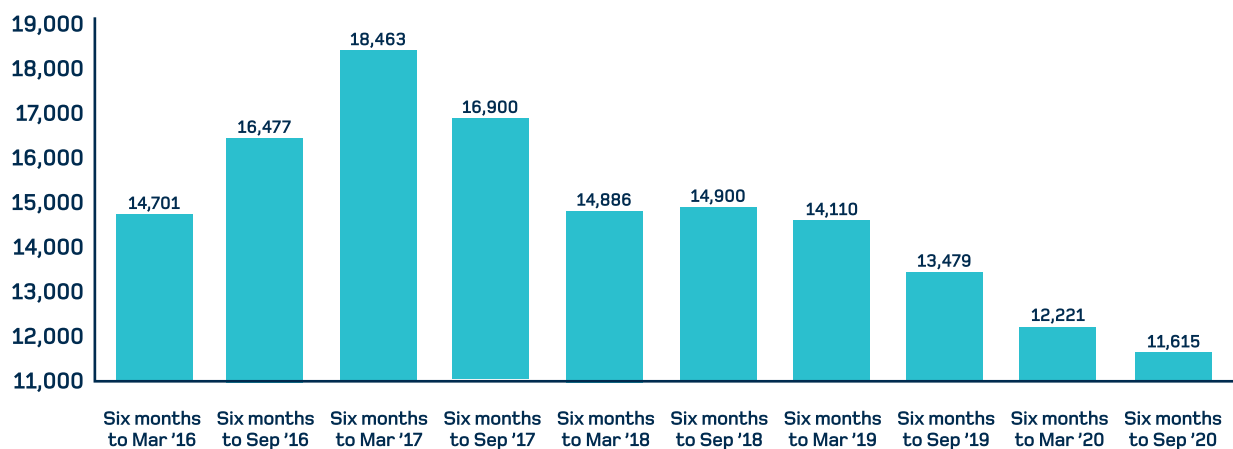
Number of nurses, midwives and nursing associates joining the UK permanent register for the first time.



* Of the 16,933 joiners in the six months to September 2020, 1,985 had been on the Covid-19 temporary register.

Figure 3

Number of nurses, midwives and nursing associates leaving the UK register.



Joiners' data doesn't include those re-joining the register having previously left. Also, the overall number on the register is from one point in time, whereas the joiners' and leavers' data are the sum of activity over six months. Therefore, these figures won't add up exactly.

In March 2020 we established a Covid-19 temporary register to support the UK's response to the coronavirus pandemic.

We invited nurses and midwives who had left our permanent register within the last five years to join. We also invited overseas applicants who had completed all parts of their NMC registration process except their OSCE (objective structured clinical examination).

The data below is taken at 30 September 2020 – the same as the data from our permanent register above in this report. For clarity, data from the Covid-19 temporary register is not included in figures 1–3 above.

Figure 4

Total people on the Covid-19 temporary register by registration type.

Role	30 September 2020
Nurse	11,867
Midwife	754
Nurse and midwife	135
Total	12,756

Between April and September, 1,985 people left the Covid-19 temporary register to join the permanent register.

Figure 5

Total people on the Covid-19 temporary register by country of initial registration.

Role	England	Northern Ireland	Scotland	Wales	EEA	Non-EEA	Total
Nurse	8,515	251	1,338	411	182	234	11,867
Midwife	614	16	72	19	29	2	754
Nurse and midwife	106	4	15	5	2	1	135
Total	9,235	271	1,425	435	213	237	12,756

Figure 6

Age profile of the Covid-19 temporary register.

Age	30 September 2020
21–30	706
31–40	1,414
41–50	1,384
51–55	1,042
56–60	3,095
61–65	3,392
66–70	1,661
71–75	54
Over 75	8

Figure 7

Gender profile of the Covid-19 temporary register.

Role	Female	Male
Nurse	9,817	1,428
Midwife	750	3
Nurse and midwife	135	0