

REVALIDATION


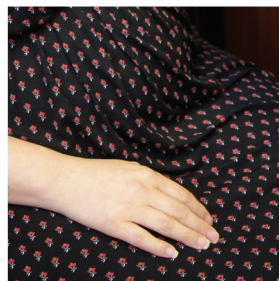


Data report

Year 2, Quarters 1 and 2 – April to September 2017



CONTENTS

- 3 The big picture
- 4 Revalidation summary table
- 5 Number due to renew vs. number revalidating
- 6 Revalidated by registration type
- 7 Number due to revalidate by country
- 8 Total number revalidating
- 10 Revalidation through exceptional circumstances
- 11 Lapsed registrations



THE BIG PICTURE

APRIL TO SEPTEMBER 2017

During this period, **111,671** nurses and midwives renewed their registration.

In the four UK countries, average revalidation rates were very similar, ranging from around **94% to 95%**.

The proportion of nurses and midwives revalidating by country was:

England	80%
Scotland	10%
Wales	5%
Northern Ireland	4%
From outside the UK	1%

The percentage lapsing in the four UK countries was likewise similar, at around **5%** in each country.

The figures from the first six months of 2017 show that nurses and midwives continue to engage positively with revalidation. Revalidation rates during this period were similar to, or higher than, those from the same period last year and are consistent with historical averages. The number of applicants needing additional support has reduced substantially compared to last year and we anticipate that this trend will continue as the year progresses.

As with last year, there is little difference between the renewal rates of nurses (93.4%) and midwives (92.6%) and most people (99.4%) kept the same registration type after revalidation. Where an individual held dual registration and chose to lapse, they were more likely to lapse their nursing registration as opposed to midwifery. Again, this is similar to the pattern shown last year.



APRIL TO SEPTEMBER 2017

Figure 1: Revalidation summary table

This table summarises the number and percentage of nurses and midwives who revalidated with the NMC during the period April – September 2017.

Month		England	Scotland	Wales	Northern Ireland	Not practising in UK***	Total
Apr 2017	Number due to revalidate*	12,753	1232	790	547	334	15,656
	Number (percentage) who revalidated**	11,683 (91.6%)	1110 (90.1%)	721 (91.3%)	495 (90.5%)	203 (60.8%)	14,212 (90.8%)
May 2017	Number due to revalidate	9796	1004	635	331	290	12,056
	Number (percentage) who revalidated	9139 (93.3%)	911 (90.7%)	594 (93.5%)	309 (93.4%)	174 (60.0%)	11,127 (92.3%)
Jun 2017	Number due to revalidate	7687	969	686	461	304	10,107
	Number (percentage) who revalidated	7137 (92.8%)	901 (93.0%)	643 (93.7%)	421 (91.3%)	171 (56.3%)	9,273 (91.7%)
Jul 2017	Number due to revalidate	11,497	1022	635	473	363	13,990
	Number (percentage) who revalidated	10,541 (91.7%)	933 (91.3%)	584 (92.0%)	430 (90.9%)	207 (57.0%)	12,695 (90.7%)
Aug 2017	Number due to revalidate	11,673	1372	493	251	341	14,130
	Number (percentage) who revalidated	10,954 (93.8%)	1298 (94.6%)	449 (91.1%)	235 (93.6%)	206 (60.4%)	13,142 (93.0%)
Sep 2017	Number due to revalidate	40,940	6390	2874	2260	804	53,268
	Number (percentage) who revalidated	39,482 (96.4%)	6152 (96.3%)	2795 (97.3%)	2201 (97.4%)	592 (73.6%)	51,222 (96.2%)
Total	Number due to revalidate	94,346	11,989	6113	4323	2436	119,207
	Number (percentage) who revalidated	88,936 (94.3%)	11,305 (94.3%)	5786 (94.7%)	4091 (94.6%)	1553 (63.8%)	111,671 (93.7%)

* Includes all nurses and midwives who were sent a formal notice to revalidate for April to September 2017 (Figure 4).

** Includes all nurses and midwives who revalidated, including through the exceptional circumstances process (Figure 5).

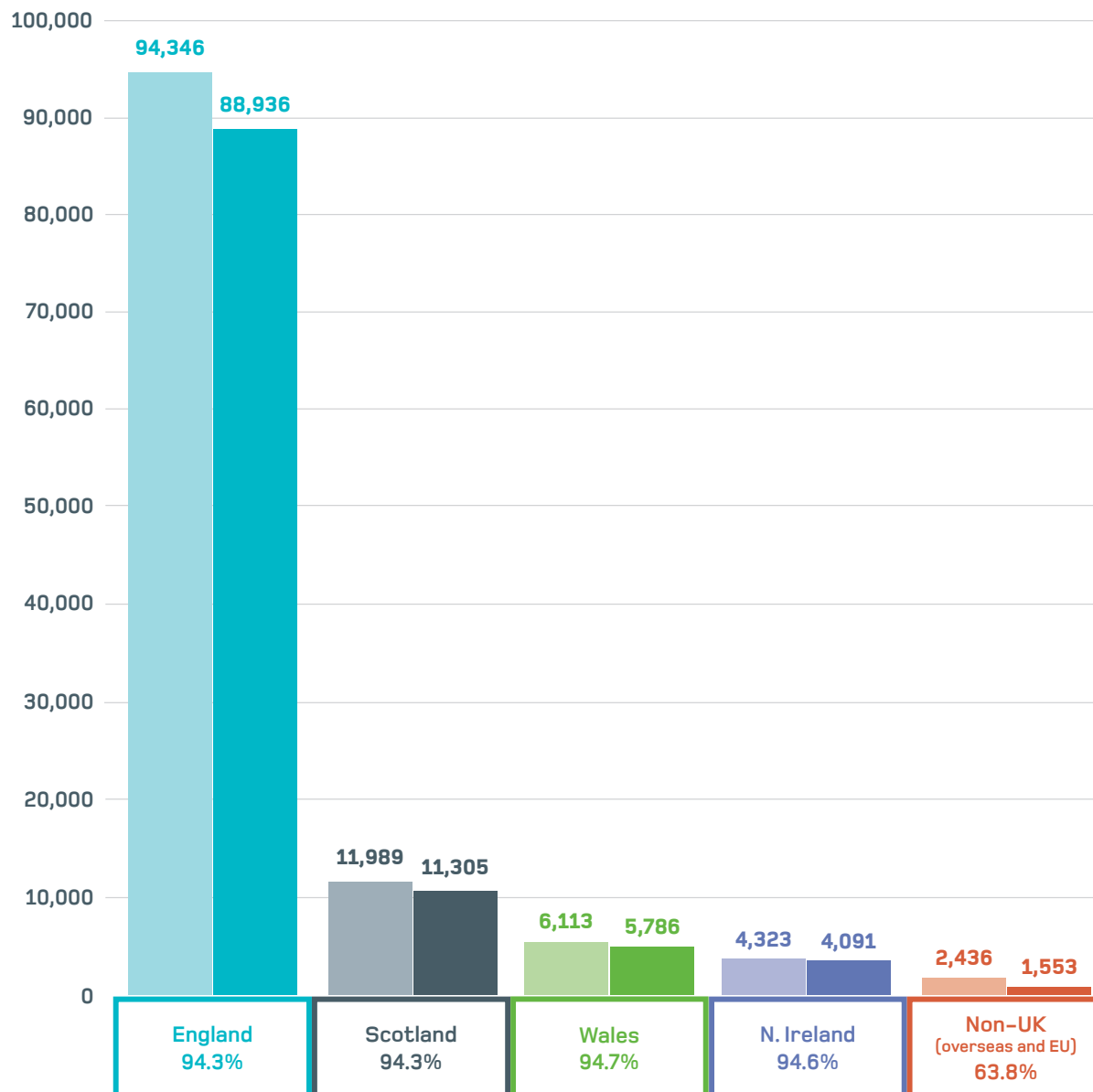
*** This includes nurses and midwives whose current or most recent practice (those for whom we have an employer address) or their home address is either in the EU/EEA or overseas (outside EU/EEA).

This table does **not** include nurses and midwives who submitted a revalidation application but by the end of their renewal month had not had their revalidation application fully processed. Reasons for this may include that: they were going through the process of verification, had declared cautions and convictions, had declared a determination from another regulator, or were subject to FtP sanctions.

APRIL TO SEPTEMBER 2017

Figure 2: Number due to renew vs. number revalidating

This chart shows the number of nurses and midwives due to revalidate and the number who actually revalidated, broken down by country.

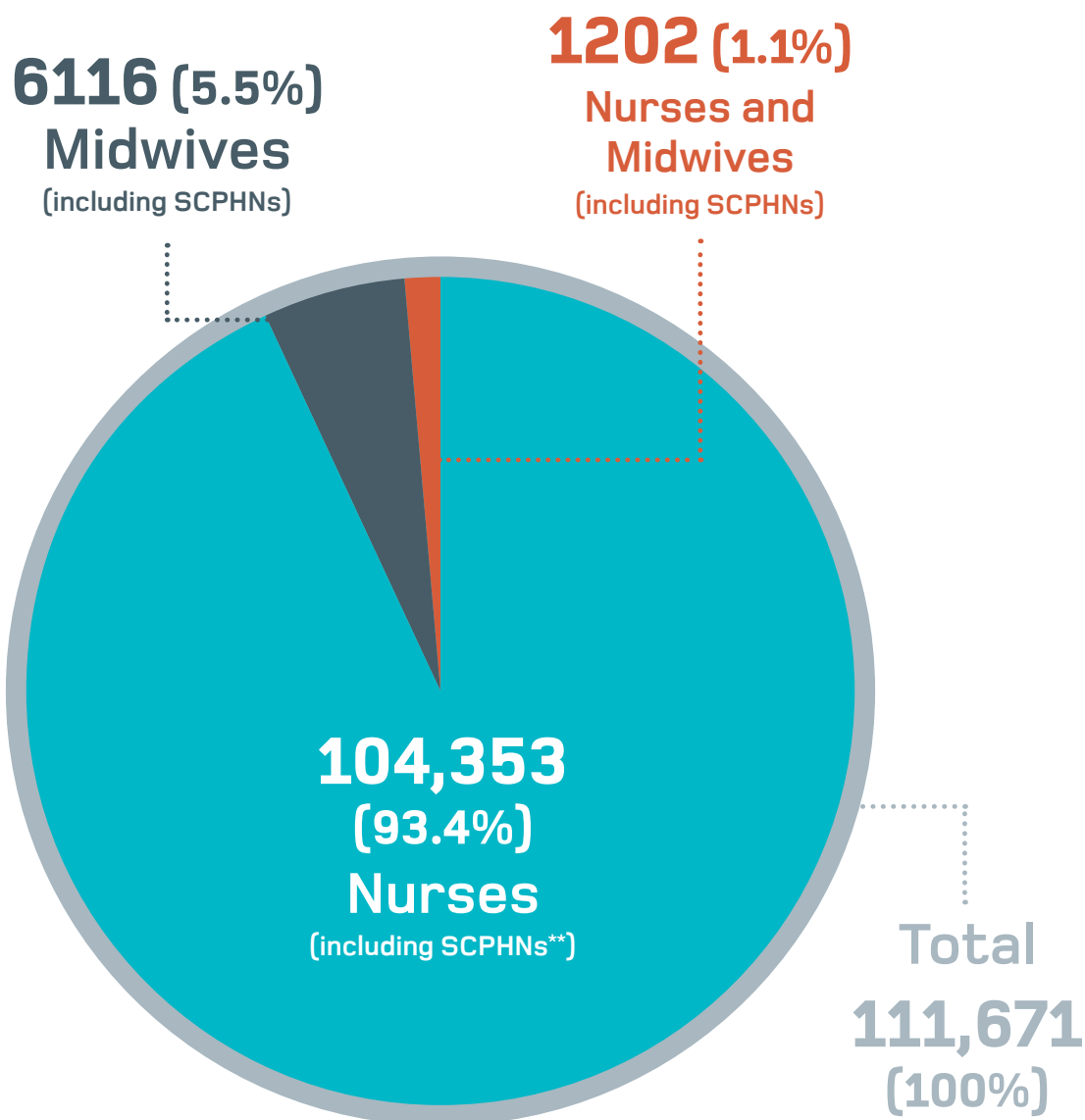


For each country, the light coloured bar represents those who were due to revalidate and the dark coloured bar represents those who actually revalidated.

APRIL TO SEPTEMBER 2017

Figure 3: Revalidated by registration type* (after revalidation)

This chart shows the number and percentage of nurses and midwives who revalidated broken down by registration type after revalidation.



* This is a nurse or midwife's registration type after their registration is renewed, partially renewed or lapsed.

** A specialist community public health nurse (SCPHN) is a registered nurse or midwife who is also registered in the Specialist Community Public Health Nurses' part of the register.

APRIL TO SEPTEMBER 2017

Figure 4: Number due to revalidate* by country

This table shows the number of nurses and midwives due to revalidate broken down by country.

Registration type** before revalidation	England	Scotland	Wales	Northern Ireland	Not practising in UK***	Total
Nurse	83,787	10,942	5,462	3,882	2,209	106,282
Midwife	4,848	517	274	176	108	5,923
Nurse and Midwife	1,317	96	96	76	61	1,646
Nurse and SCPHN	4,093	423	266	180	57	5,019
Midwife and SCPHN	223	9	9	5	0	246
Nurse, Midwife and SCPHN	78	2	6	4	1	91
Total	94,346	11,989	6,113	4,323	2,436	119,207

* Includes all nurses and midwives who were sent a formal notice to revalidate for April to September 2017.

** This is a nurse or midwife's registration type **before** their registration is renewed, partially renewed or lapsed.

*** This includes nurses and midwives whose current or most recent practice (those for whom we have an employer address), or their home address is either in the EU/EEA or overseas (outside EU/EEA).

APRIL TO SEPTEMBER 2017

Figure 5: Total number revalidating

This table shows the total number of nurses and midwives who revalidated with the NMC in this quarter. It includes both those who went through the standard revalidation process (Figure 6) and those who completed our exceptional circumstances process (Figure 7). The number of nurses and midwives revalidating is in line with what we would expect to see and is in line with the same period in previous years. There continues to be a pattern of dual registrants choosing to lapse one registration. As with the previous period the majority lapsed their nursing registration to become midwives.

Registration type after revalidation*	England	Scotland	Wales	Northern Ireland	Not practising in UK**	Total
Nurse	79,074	10,310	5162	3675	1394	99,615
Midwife	4828	504	277	185	79	5873
Nurse and Midwife	906	66	74	54	30	1130
Nurse and SCPHN	3847	414	259	169	49	4738
Midwife and SCPHN	220	9	10	4	0	243
Nurse, Midwife and SCPHN	61	2	4	4	1	72
Total	88,936	11,305	5786	4091	1553	111,671

* This is a nurse or midwife's registration type **after** their registration is renewed, partially renewed or lapsed

** This includes nurses and midwives whose current or most recent practice (those for whom we have an employer address), or their home address is either in the EU/EEA or overseas (outside EU/EEA).

This table does **not** include nurses and midwives who submitted a revalidation application but by the end of their renewal month had not had their revalidation application fully processed. Reasons for this may include that: they were going through the process of verification, had declared cautions and convictions, had declared a determination from another regulator, or were subject to FtP sanctions.

APRIL TO SEPTEMBER 2017

Figure 6: Number revalidating (excluding those with exceptional circumstances)

This table shows the number of nurses and midwives who revalidated through the standard revalidation process. It excludes those who renewed their registration through our exceptional circumstances process.

Registration type after revalidation*	England	Scotland	Wales	Northern Ireland	Not practising in UK**	Total
Nurse	78,711	10,279	5141	3667	1391	99,189
Midwife	4803	504	276	185	79	5847
Nurse and Midwife	901	66	74	53	30	1124
Nurse and SCPHN	3829	413	258	168	49	4717
Midwife and SCPHN	220	9	10	4	0	243
Nurse, Midwife and SCPHN	61	2	4	4	1	72
Total	88,525	11,273	5763	4081	1550	111,192

* This is a nurse or midwife's registration type **after** their registration is renewed, partially renewed or lapsed.

** This includes nurses and midwives whose current or most recent practice (those for whom we have an employer address), or their home address is either in the EU/EEA or overseas (outside EU/EEA).

This table does **not** include nurses and midwives who submitted a revalidation application but by the end of their renewal month had not had their revalidation application fully processed. Reasons for this may include that: they were going through the process of verification, had declared cautions and convictions, had declared a determination from another regulator, or were subject to FtP sanctions.

APRIL TO SEPTEMBER 2017

Figure 7: Revalidation through exceptional circumstances

This table shows the number of nurses and midwives who revalidated through our exceptional circumstances process. This includes nurses and midwives who were unable to meet the standard revalidation requirements, for example due to maternity leave or long term illness.

Nurses and midwives renewing their registration by completing our exceptional circumstances process are required to meet adjusted revalidation requirements. This includes requirements for practice hours, continuing professional development (CPD), professional indemnity arrangement and a health and character declaration.

Registration type after revalidation*	England	Scotland	Wales	Northern Ireland	Not practising in UK**	Total
Nurse	363	31	21	8	3	426
Midwife	25	0	1	0	0	26
Nurse and Midwife	5	0	0	1	0	6
Nurse and SCPHN	18	1	1	1	0	21
Midwife and SCPHN	0	0	0	0	0	0
Nurse, Midwife and SCPHN	0	0	0	0	0	0
Total	411	32	23	10	3	479

* This is a nurse or midwife's registration type **after** their registration is renewed, partially renewed or lapsed.

** This includes nurses and midwives whose current or most recent practice (those for whom we have an employer address), or their home address is either in the EU/EEA or overseas (outside EU/EEA).

APRIL TO SEPTEMBER 2017

Figure 8: Lapsed registrations

This table shows the number of nurses and midwives who were due to revalidate in this quarter but who lapsed all their registrations. It does not include those holding more than one registration who elected to lapse one or more of those registrations, and retain the remaining registration(s).

Registration type at point of lapsing*	England	Scotland	Wales	Northern Ireland	Not practising in UK**	Total
Nurse	4261	570	268	190	800	6089
Midwife	225	33	8	7	31	304
Nurse and Midwife	65	4	1	2	25	97
Nurse and SCPHN	241	18	13	10	7	289
Midwife and SCPHN	5	0	0	0	0	5
Nurse, Midwife and SCPHN	1	0	1	0	0	2
Total (Percentage of those due to revalidate who lapse)	4798 (5.1%)	625 (5.2%)	291 (4.8%)	209 (4.8%)	863 (35.4%)	6786 (5.7%)

* This is a nurse or midwife's registration type at the point of lapsing.

*** This includes nurses and midwives whose current or most recent practice (those for whom we have an employer address), or their home address is either in the EU/EEA or overseas (outside EU/EEA).

23 Portland Place, London W1B 1PZ

T +44 20 7333 9333

www.nmc.org.uk

The nursing and midwifery regulator for England, Wales, Scotland and Northern Ireland
Registered charity in England and Wales (1091434) and in Scotland (SC038362)

